



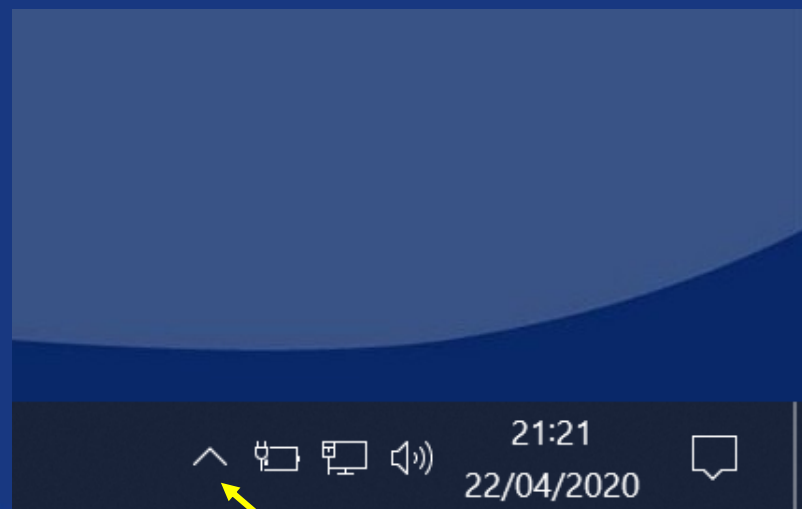
# SecurEnvoy Training

Dr Henderson Clinical Lead OOH

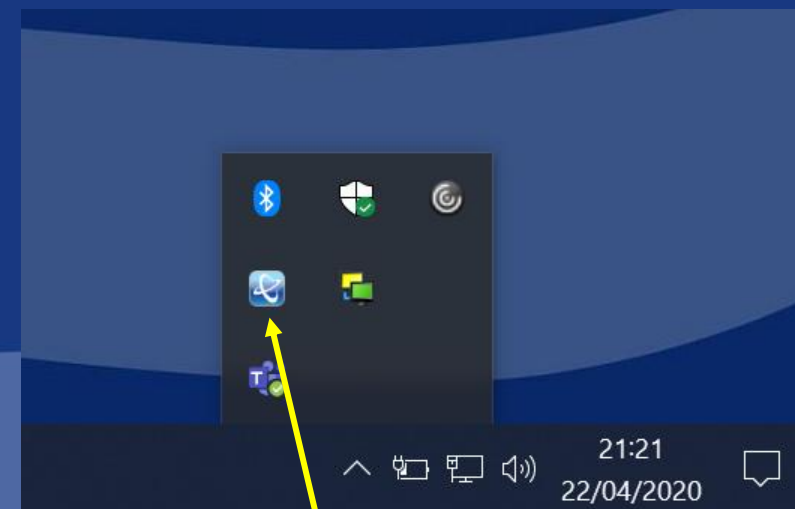
## NHSL laptop required

- This should be set up with
  - SecurEnvoy
  - BIG-IP edge client
- The laptop should be set up once off, on site at DS or AHC using an Ethernet cable before it can be used remotely.
- Once home connect to your own wifi as normal.

# SecurEnvoy.

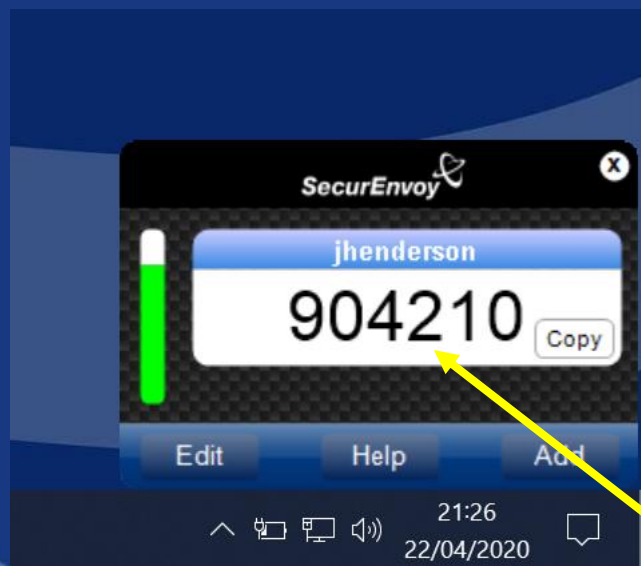


Located at bottom right of windows screen  
Click the up arrow.



This will then open up to locate the SecurEnvoy soft token

# SecurEnvoy

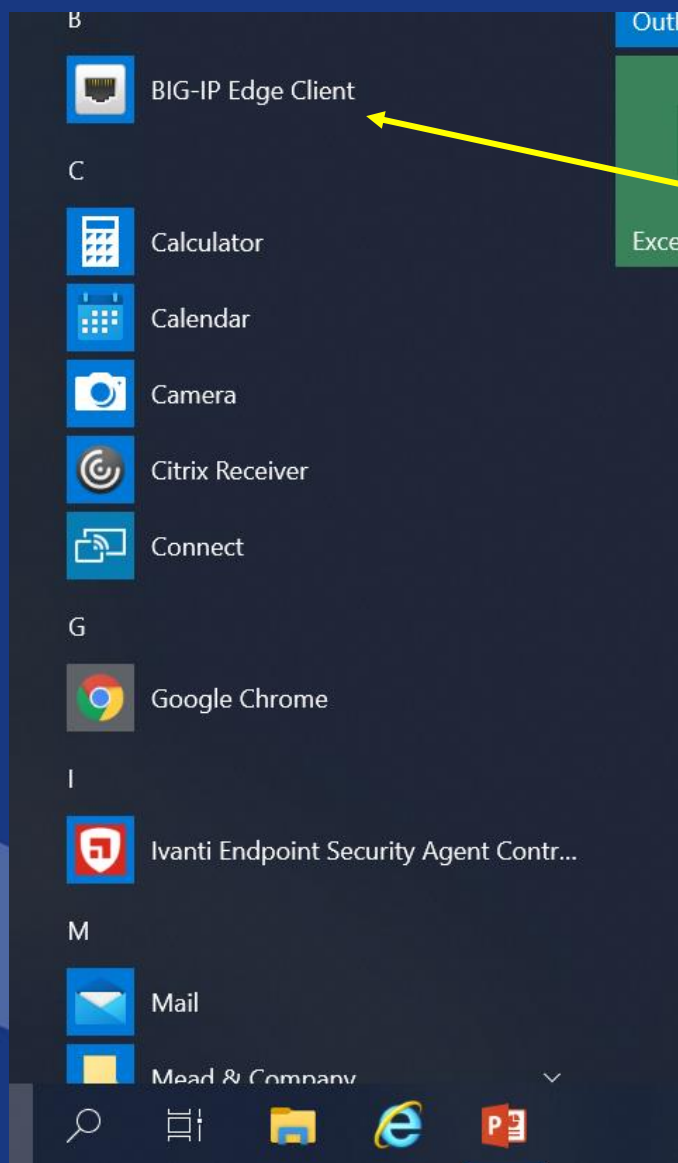


You will be prompted to sign in using your windows Microsoft username and password- the one you use to log on to NHSL.

Following this you will be prompted to insert a six digit access code which should have been emailed to you when SecurEnvoy was requested for you and granted.


Once entered you will see something similar to this box.

Note this code refreshes every few minutes and you will need this code further on. Leave this open until required later on.



On the start menu identify BIG-IP Edge Client

NHSL SRA (https://remote.nhslanarkshire.com) - NHSL - BIG-IP Edge Client™



### Secure Logon for F5 Networks

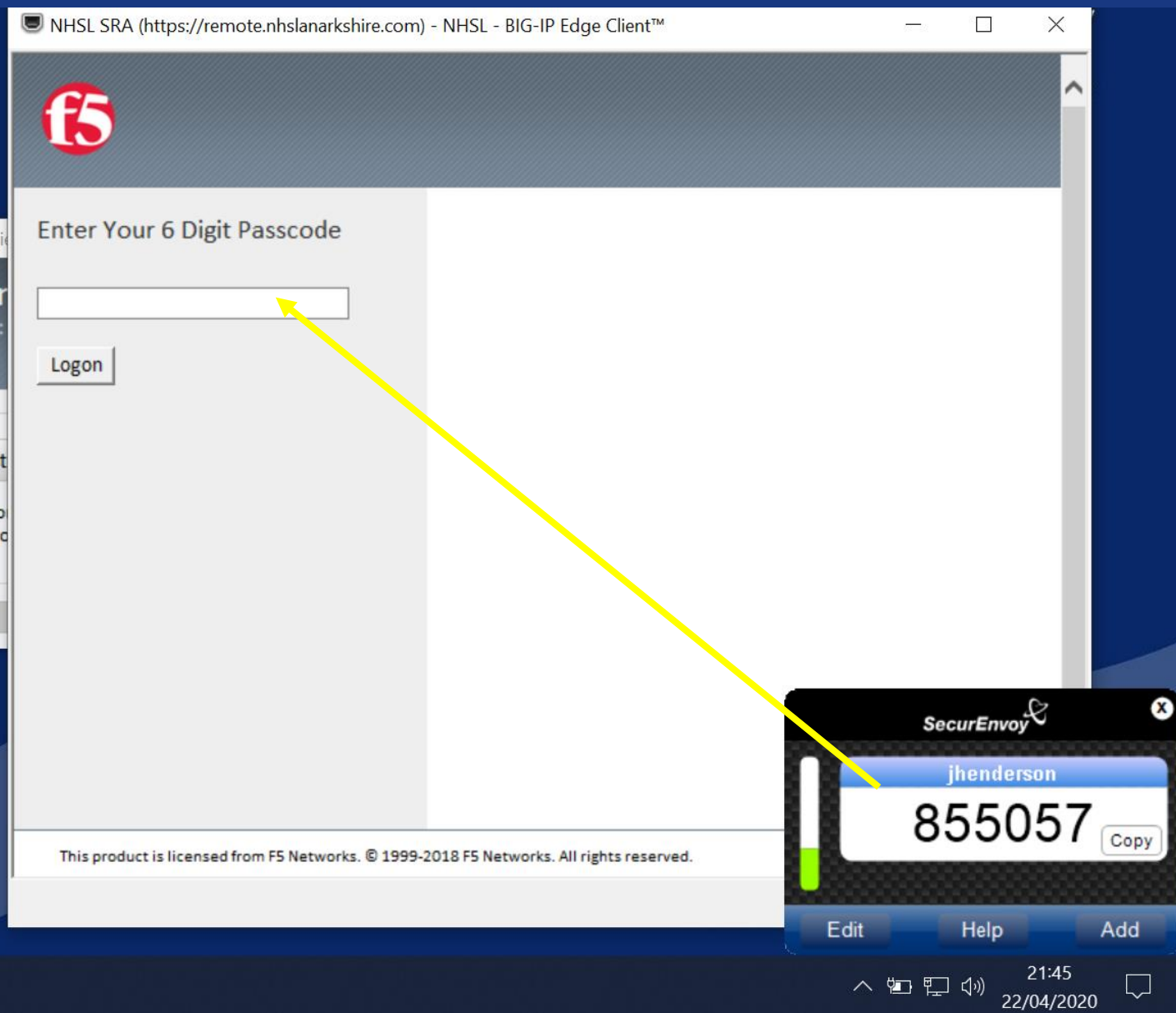
Username

Password

This product is licensed from F5 Networks. © 1999-2018 F5 Networks. All rights reserved.

You will now continue using your NHSL username and password to enter here.

You will now insert the SecurEnvoy number in to this section and this will now be you logged on securely to NHSL.



NHSL SRA (https://remote.nhslanarkshire.com) - NHSL - BIG-IP Edge Client™

f5

Enter Your 6 Digit Passcode

Logon

Auto-Connect

Establish a connection  
'Disconnect' button to

Change Server

This product is licensed from F5 Networks. © 1999-2018 F5 Networks. All rights reserved.

SecurEnvoy

jhenderson

855057 Copy

Edit Help Add

21:45  
22/04/2020

## Link to adastra

- Now that you are on NHS Lanarkshire intranet you can access Adastra following the link below, or by copy and paste in to firstport internet browser.
- <http://adastrawebaccess/Citrix/XenApp/auth/login.aspx>